

Applications

Make	Model	Type	Engine Code	Years
Land Rover	Discovery	eD4	224DT, DW12CTED4/224DT, DW12BTED4/224DT	2009-2015
	Discovery Sport	TD4		
	Freelander 2	TD4e		
Citroën	C5	HDi	4HX (DW12CTED4), 4HP (DW12BTED4), 4HX (DW12TED4), 4HW (DW12TED4/L4)	2000-2015
	C5 II			
	C5 III			
	C6			
	C8			
	C-Crosse			
Mitsubishi	Outlander	DI-D DI-DC	4HK, 4HN	2007-2013
Peugeot	4007	HDi GT HDi	DW12MTED4 (4HK), DW12MTED4 (4HN), DW12BTED4 (4HP), DW12BTED4 (4HR), DW12BTED4 (4HT), DW12TED4/L4 (4HW), DW12BTED4 (4HS), DW12ATED (4HZ), DW12ATED4 (4HX), DW12ATED (4HZ), DW12CTED4 (4HL)	2000-2015
	407			
	607			
	807			
	406			
	406 Coupe			
	508			
Ford	Galaxy	TDCI TCI	KNBB, KNBA, KNWA, Q4BA	2008-2015
	Mondeo			
	S-Max			

Precautions

Our products are designed to be used correctly and with care for the purpose for which they are intended. No liability is accepted by the Tool Connection for incorrect use of any of our products, and the Tool Connection cannot be held responsible for any damage to personnel, property or equipment when using the tools. Incorrect use will also invalidate the warranty.

If applicable, the applications database and any instructional information provided has been designed to offer general guidance for a particular tool's use and while all attention is given to the accuracy of the data no project should be attempted without referring first to the manufacturer's technical documentation (workshop or instruction manual) or the use of a recognised authority such as Autodata.

It is our policy to continually improve our products and thus we reserve the right to alter specifications and components without prior notice. It is the responsibility of the user to ensure the suitability of the tools and information prior to their use.

Guarantee

If this product fails through faulty materials or workmanship, contact our service department direct on: **+44 (0) 1926 818186**. Normal wear and tear are excluded as are consumable items and abuse.



Distributed by The Tool Connection Ltd

Kineton Road, Southam, Warwickshire CV47 0DR
T +44 (0) 1926 815000 F +44 (0) 1926 815888
info@toolconnection.co.uk www.toolconnection.co.uk



LASER®

6650

Balance Shaft Locking Kit

Ford, JLR

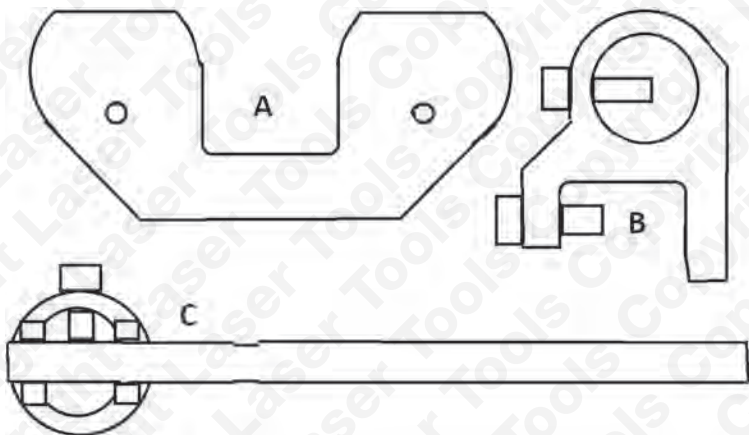


- Special tool set for checking, holding and locking the balance shafts fitted to belt driven DOHC 2.2 diesel engines in Ford and Land Rover ranges.
- Engine codes covered include: Ford Q4BA and Q4WA 2.2 diesel in Galaxy, SMAX and Mondeo 2008-2015
- Plus (JLR and PSA) DW12 in Freelander II (2006-2015) Range Rover Evoque (2011-2015)
- Equivalent to OEM 303-1328 - Timing plate, 303-2329 - Locking tool and 303-1330 Backlash lever

6650 - Balance Shaft Locking Kit


- A specialist locking and holding tool kit for the balance shafts fitted to the engines listed.
- Some engines require the removal and or checking of the balance shaft assembly for which these tools are required.
- Use with Laser Timing Tool Set 5212.
- The following instructions are for guidance only. Please refer to OEM derived data such as the vehicles manufactures own data or Autodata.
- The use of these tools is the user's responsibility and Tool Connection cannot be held liable for any damage caused what so ever.

Components



Ref	Code	OEM	Description
A	C750	303-1328 0190D	Balance Shaft Alignment Tool
B	C751	303-1329	Balance Shaft Locking Tool
C	C752	303-1330	Backlash Lever

Instructions



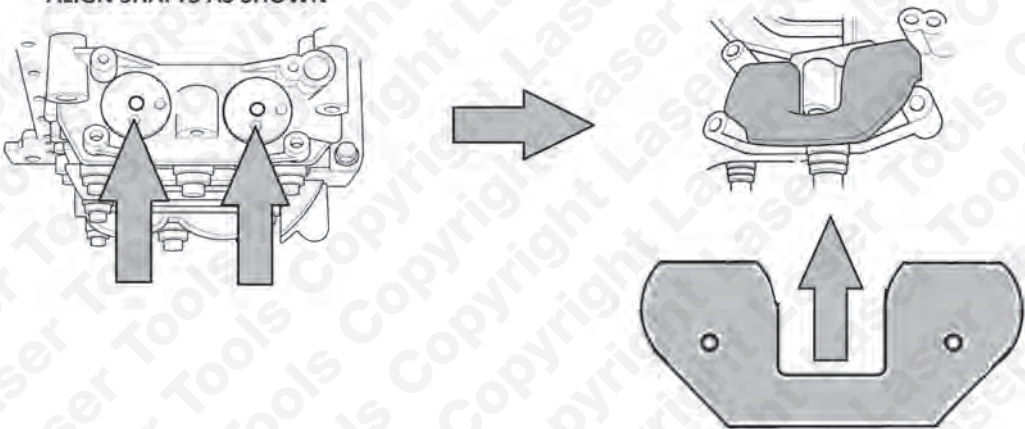
Instructions

Initial alignment: align the crankshaft and camshafts using appropriate alignment tools. Available separately Part No Laser 5212.

Component A – Balance Shaft Alignment Tool

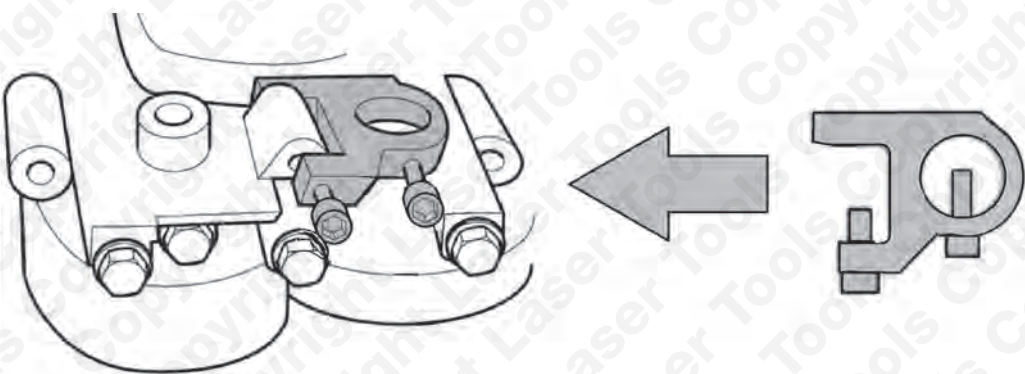
Used to align the balance shafts. After aligning the shafts as shown fit Component A as shown.

ALIGN SHAFTS AS SHOWN



Component B – Balance Shaft Locking Tool

Used to lock the balance shafts. Install as shown.



Component C – Backlash Lever

Used to measure the back lash in the balance shaft drive train.