

**Warning**

It is always recommended to refer to the vehicle manufacturers workshop manual for specific procedures and technical data when using these tools.

Incorrect or out of phase engine timing can result in damage to valves. It is always recommended to turn the engine slowly by hand and to recheck the camshaft and crankshaft timing positions.

Our application directory should be used as a guide only and The Tool Connection cannot be held responsible for any damage caused to your engine by using these tools.

**Safety**

Care should be taken when working on the engine and full protection should be worn. The Tool Connection cannot be held responsible for any personal injury caused when using these tools.

**Replacement parts** can be ordered direct from The Tool Connection and not through your distributor.

# LASER<sup>®</sup>

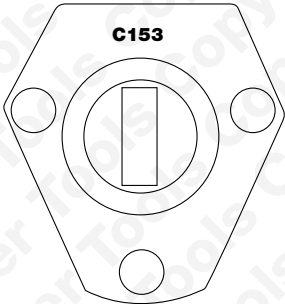

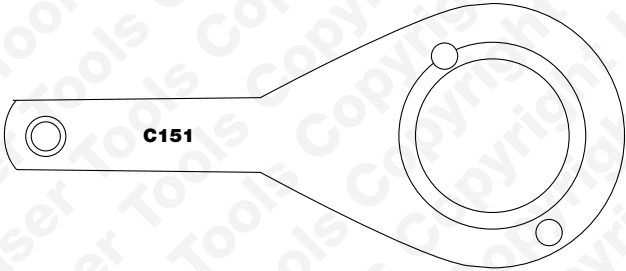
## Diesel Timing Tool Set For Fiat Engines



[www.lasertools.co.uk](http://www.lasertools.co.uk)



Comp Code	Part	OEM Ref	Description
C153	3458	1860 932 000	Crankshaft Locking Tool
C154	3459	1860 934 000	Crankshaft Locking Tool
C155	3460	1860 931 000	Crankshaft Locking Tool
C156		1860 933 000	Crankshaft Locking Tool



Vehicle	Year	Component	Engine Codes	Part No
Punto 1.7D Punto 1.7TD	1996-1997	Camshaft Locking Tool – A Crankshaft Locking Tool – B	176 B3.000 176 A3.000 176 A5.000	3458
Tipo 1.9 D Tempra 1.9D Ducato 1.9D	1987 -1998	Camshaft Locking Tool A Crankshaft Locking Tool B	149 B1.000 160 A6.000 160 A7.000 160 D1.000 230 A2.000 230 A3.000 230 A4.000 280 A1.000	3459
Tipo 1.9 TD Tempra 1.9TD Ducato 1.9TD	1987 –1998	Camshaft Locking Tool – A  Crankshaft Locking Tool – B 160 A7.000	149 B1.000 160 A6.000 160 D1.000 230 A2.000 230 A3.000 230 A4.000 280 A1.000	3460