

Applications

Make	Model	Years	Type
Audi	A1/A1 Sportback	From 2012	TFSI COD TSI ACT
	A3	From 2012	
	Q2	From 2016	
	Q3	From 2015	
Seat	Ateca	From 2016	
	Ibiza	2013 - 2017	
	Leon/ Leon ST	From 2012	
Skoda	Kodiaq	From 2017	
	Superb	From 2015	
Volkswagen	Golf VII	2012 - 2017	
	Passat	From 2014	
	Polo	From 2012	

Engine Code

1.4	CPTA, CZEA
-----	------------

Our products are designed to be used correctly and with care for the purpose for which they are intended. No liability is accepted by the Tool Connection for incorrect use of any of our products, and the Tool Connection cannot be held responsible for any damage to personnel, property or equipment when using the tools. Incorrect use will also invalidate the warranty.

If applicable, the applications database and any instructional information provided has been designed to offer general guidance for a particular tool's use and while all attention is given to the accuracy of the data no project should be attempted without referring first to the manufacturer's technical documentation (workshop or instruction manual) or the use of a recognised authority such as Autodata.

It is our policy to continually improve our products and thus we reserve the right to alter specifications and components without prior notice. It is the responsibility of the user to ensure the suitability of the tools and information prior to their use.

Guarantee

If this product fails through faulty materials or workmanship, contact our service department direct on: **+44 (0) 1926 818186**. Normal wear and tear are excluded as are consumable items and abuse.



Distributed by The Tool Connection Ltd

Kineton Road, Southam, Warwickshire CV47 0DR
T +44 (0) 1926 815000 F +44 (0) 1926 815888
info@toolconnection.co.uk www.toolconnection.co.uk



6554_Instructions_V4

LASER®

6554

Camshaft Alignment Kit VAG 1.4 TFSi



- Application: VAG 1.4 TFSi petrol engines - Codes CPTA, CZEA (2012-2018). Audi A1/Sportback, A3 Cabrio/Saloon, A3/A3 Sportback, Q2, Q3; Seat Ateca, Ibiza, Leon/ST; Skoda Kodiaq, Superb; & Volkswagen Golf VII, Passat, Polo.
- Kit includes: C734 camshaft positioning tool (OEM T10504), C735 stepped pin - short (OEM T10504/1), C439 crankshaft locking pin (OEM T10340) C736 stepped pin - long (OEM T10504/2).


6554 - Camshaft Alignment Kit

- From 2012 the Volkswagen Audi group of companies introduced a new version of their 1.4 TFSi petrol engine. This new engine is equipped with CoD technology (Cylinder on Demand) which allows the engine to switch between 2 and 4 cylinder running modes to maximise efficiency.
- The new engine design has also meant the need for new camshaft locking tools.
- The Laser 6554 provides the essential tools required to set and time the main engine components when replacing the camshaft drive belt. Because the 6554 only contains those tools deemed as essential some users may need to consider additional tooling such as generic pulley/sprocket holding tools.
- Tensioner spanner (Laser Part No. 6199) is also required.

The following instructions are for guidance only. Please refer to OEM derived data such as the vehicles manufacturers own data or Autodata.

The use of this tool is purely down to the user's discretion and The Tool Connection Ltd. cannot be held responsible for any damage caused whatsoever.

Components



Ref	Code	OEM	Description
A	C734	T10504	Camshaft Positioning Tool (European Registered Design)
B	C735	T10504/1	Camshaft Timing Pin
C	C439	T10340	Crankshaft Timing Pin
D	C736	T10504/2	Camshaft Timing Check Pin

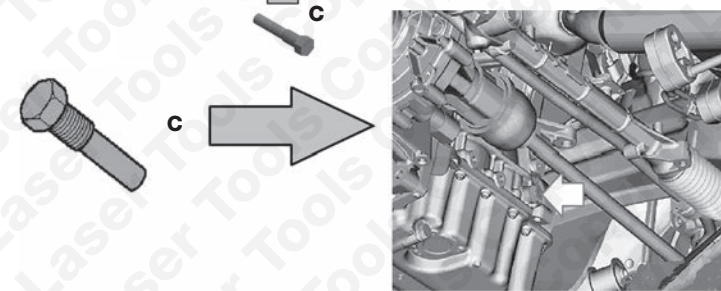

Timing Belt Numbers

Bosch	Contitech	Dayco
1 987 949 684	CT1167	163RP7M200HT


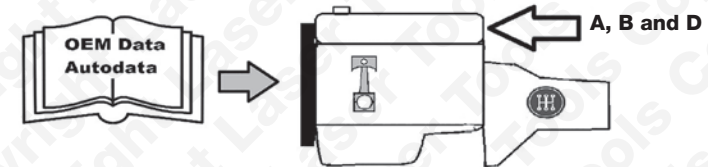
Instructions



Note: Timing set with engine at TDC No.1



A, B and D = Used to set the camshaft timed position on rear of camshafts (gearbox end of engine).



NOTE: Fit A finger tight only in accordance with OEM instructions to avoid excessive sideways pressure being placed on the camshaft inner shaft. As long as the pins of A fully engage with the camshaft an even gap of up to 3.0mm between the cylinder head and A back plate is acceptable. Failure to adhere to this instruction could cause damage.