

Our products are designed to be used correctly and with care for the purpose for which they are intended. No liability is accepted by the Tool Connection for incorrect use of any of our products, and the Tool Connection cannot be held responsible for any damage to personnel, property or equipment when using the tools. Incorrect use will also invalidate the warranty.

If applicable, the applications database and any instructional information provided has been designed to offer general guidance for a particular tool's use and while all attention is given to the accuracy of the data no project should be attempted without referring first to the manufacturer's technical documentation (workshop or instruction manual) or the use of a recognised authority such as Autodata.

It is our policy to continually improve our products and thus we reserve the right to alter specifications and components without prior notice. It is the responsibility of the user to ensure the suitability of the tools and information prior to their use.

LASER[®]

Camshaft Spacer and Pin Set Audi



7000_Instructions_V1

Guarantee

If this product fails through faulty materials or workmanship, contact our service department direct on: +44 (0) 1926 818186. Normal wear and tear are excluded as are consumable items and abuse.



Distributed by The Tool Connection Ltd


Kington Road, Southam, Warwickshire CV47 0DR
T +44 (0) 1926 815000 F +44 (0) 1926 815888
info@toolconnection.co.uk www.toolconnection.co.uk



- This kit provides the essential clips and pins that allow the camshafts to be removed and fitted when working on the 1.8/2.0L TFSi Turbocharged 4 valve petrol engines found across the VAG ranges. For engine timing kit please see Laser 5981.

Components

- Applications include: 1.8/2.0 TFSi petrol engines.
- Used on Audi, Seat, Skoda and Volkswagen models.
- Fits engines from as early as 2008 onwards.

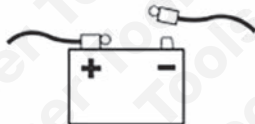


Ref	Code	OEM	Description
A	C833	T40196	Camshaft Solenoid Drift (4)
B	C834	T40191	Camshaft spacers (5)

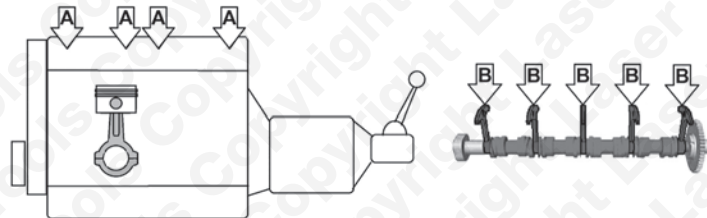
Applications

Make	Model
Audi	A3, A4, A5, A6, Q3, Q5, TT
Seat	Alhambra, Altea, Exeo, Leon, Toledo
Skoda	Octavia II, Superb II, Yeti
Volkswagen	Beetle, CC, EOS, Golf VI, Jetta, Passat, Scirocco, Sharan, Tiguan

The following instructions are for guidance only. Please refer to OEM derived data to confirm suitability of this kit. The use of these camshaft tools is purely down to the user's discretion and The Tool Connection Ltd cannot be held responsible for any damage caused what so ever.



Instructions

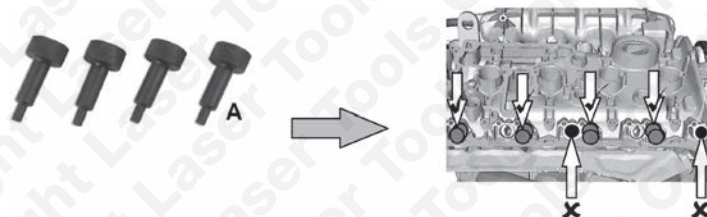


Component A – Camshaft Solenoid Drift Set

Used to ensure the camshaft sliding components do not move while dismantling and assembling the engine cylinder head.

Insert A in place of solenoids as shown. Ensure the drifts are used in the correct positions or engine damage may result.

WARNING: ALWAYS REFER TO VEHICLE SPECIFIC OEM INSTRUCTIONS



Component B – Camshaft Spacer Set

Used to hold the sliding components of the camshaft in their correct position while removing and fitting the camshaft in the cylinder head.

WARNING: ALWAYS REFER TO VEHICLE SPECIFIC OEM INSTRUCTIONS

