

Part No. 7174

# LASER<sup>®</sup>

## **Pneumatic Diesel Bleeding Kit**

10pc

### **Instructions**



[www.lasertools.co.uk](http://www.lasertools.co.uk)

## Introduction

**7174 - Pneumatic Diesel Bleeding Kit ONLY - Fluid Extractor NOT included**

**7184 - Pneumatic Diesel Bleeding Kit - INCLUDING Vacuum Fluid Extractor**

The 7184 kit combines the Laser 5780 Vacuum Pneumatic Fluid Extractor with the 7174 Pneumatic Diesel Bleeding Kit to allow fast, effective bleeding and priming of vehicle diesel fuel systems after a filter change or whenever the fuel system has been opened for service or repair, for example due to miss-fuelling.

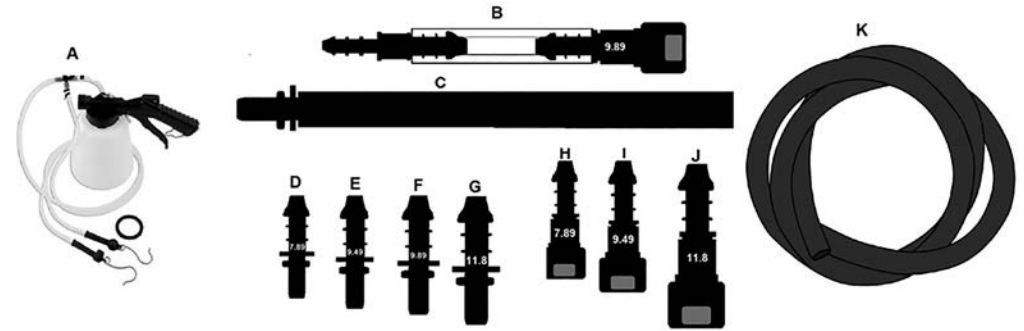
The kit utilises a short length of clear hose to allow clear visibility of any air bubbles in the fuel system.

Also included in the 7184 is an adaptor to enable its use with the Laser 5262, 5567, 5704 fuel bleeding kits.

- Snap connector sizes: 9.89mm, 9.49mm, 11.8mm, 7.89mm
- Utilises standard workshop air systems to generate and maintain a steady vacuum for efficient bleeding and priming
- Compatible for use with existing Laser fuel system bleed kits (5262, 5567, 5704)
- Significant time saving over hand pump systems
- Replacement connectors and additional sizes available from our Connect range of consumable products

\*Vacuum Pneumatic Fluid Extractor also suitable for bleeding brake systems.

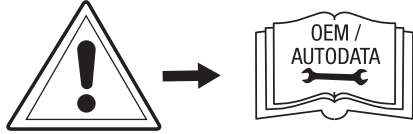
## Components



Ref.	Comp. No.	Description
A	5780	Vacuum Pump (Laser recommend 5780, supplied in 7184 only). Please note: 5780 is not supplied with 7174.
B	37276/39855/37214	Clear Air Disclosure Hose with 9.89mm Connector
C	37203/37220	9.89mm Spigot with Plain Pipe
D	37201	7.89mm Spigot (use with C)
E	37202	9.49mm Spigot (use with C)
F	37203	9.89mm Spigot (use with C)
G	37204	11.8mm Spigot (use with C)
H	37213	7.89mm Connector (use with C)
I	37215	9.49mm Connector (use with C)
J	37216	11.8mm Connector (use with C)
K	30940	6mm Over-braided Fuel Hose

## Instructions

The following instructions are for guidance only. Please refer to OEM derived data such as the vehicle manufacturers' own data or Autodata. The use of this kit is purely down to the user's discretion and The Tool Connection Ltd. cannot be held responsible for any damage caused whatsoever.



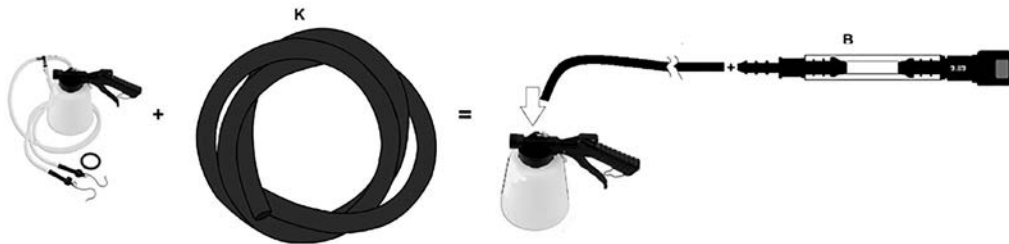
**NB: Always refer to OEM vehicle specific data for detailed instructions reference bleeding/priming procedure.**

### Instructions for use:

Setting up vacuum pump.

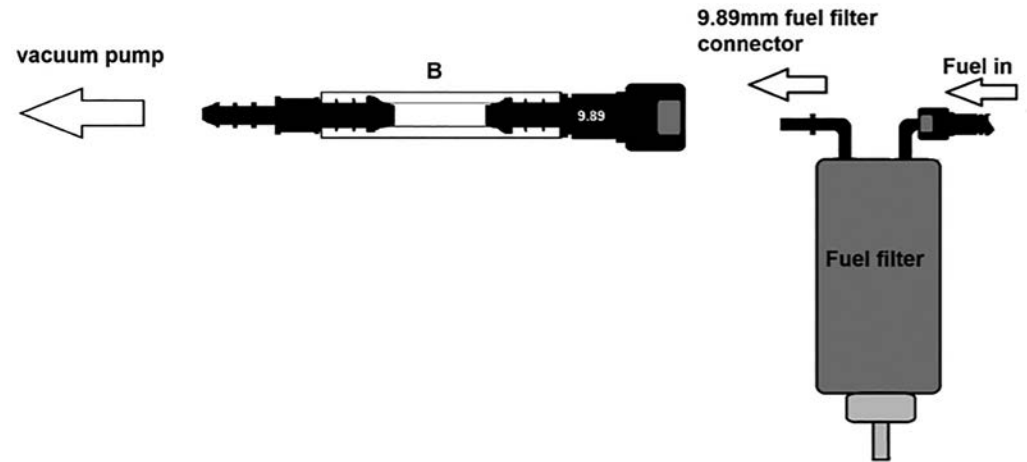
NB: Replace vacuum pump silicon hose with braided fuel hose (K) supplied.

NB: Always use clear hose (B) to allow clear view of air bubbles etc. in the fuel.

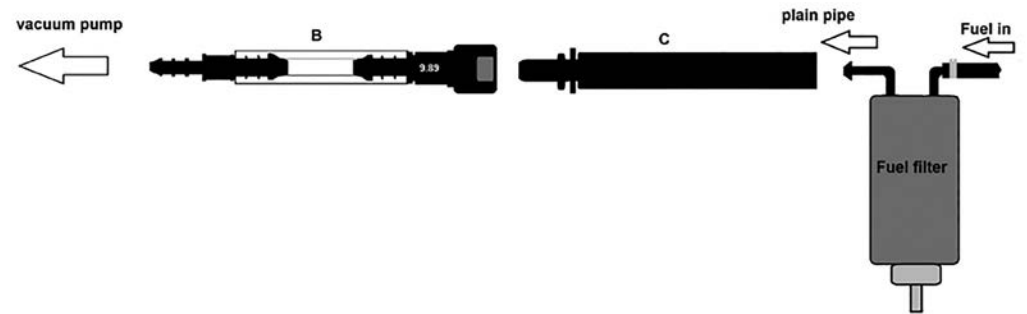


## Instructions

Connection to 9.89mm (10mm nominal) male spigot:

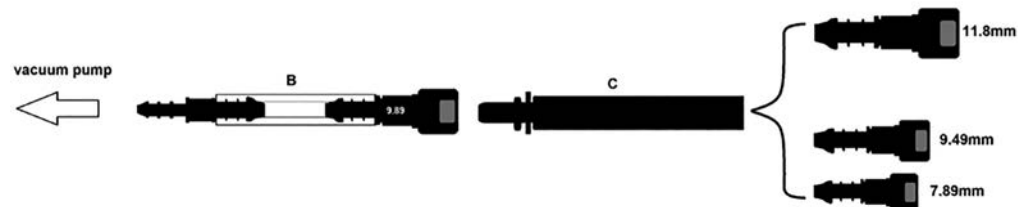


Plain pipe connection:



# Instructions

Connection to male spigot 11.8mm (12mm nominal), 9.49mm and 7.89mm (8mm nominal):



Connection to female connector 11.8mm (12mm nominal), 9.49mm and 7.89mm (8mm nominal):



Our products are designed to be used correctly and with care for the purpose for which they are intended. No liability is accepted by the Tool Connection for incorrect use of any of our products, and the Tool Connection cannot be held responsible for any damage to personnel, property or equipment when using the tools. Incorrect use will also invalidate the warranty.

If applicable, the applications database and any instructional information provided has been designed to offer general guidance for a particular tool's use and while all attention is given to the accuracy of the data no project should be attempted without referring first to the manufacturer's technical documentation (workshop or instruction manual) or the use of a recognised authority such as Autodata.

It is our policy to continually improve our products and thus we reserve the right to alter specifications and components without prior notice. It is the responsibility of the user to ensure the suitability of the tools and information prior to their use.



7174\_Instructions\_V1



[www.lasertools.co.uk](http://www.lasertools.co.uk)

**Guarantee**



Distributed by The Tool Connection Ltd  
Kineton Road, Southam, Warwickshire CV47 0DR  
T +44 (0) 1926 815000 F +44 (0) 1926 815888  
info@toolconnection.co.uk [www.toolconnection.co.uk](http://www.toolconnection.co.uk)

If this product fails through faulty materials or workmanship, contact our service department direct on: **+44 (0) 1926 818186**. Normal wear and tear are excluded as are consumable items and abuse.

[www.lasertools.co.uk](http://www.lasertools.co.uk)