

Part No. 8419

LASER[®]

Camshaft Oil Seal Fitting Tool

Volvo Petrol & Diesel

Instructions



www.lasertools.co.uk

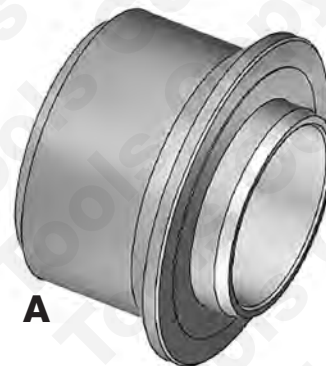
Introduction

Designed to allow the user to fit new camshaft oil seals to the Volvo 1.5 & 2.0 petrol and 2.0L diesel engines. The Laser 8419 ensures the new seals can be fitted to the correct depth without damage. (Note: Removal of the seals requires the removal of the timing belt sprockets).

- Applications include: Volvo S60 (2013 - 2018), S80 (2013 - 2018), S90 (from 2016), V40 (2014 - 2019), V60 (2013 - 2018), V70 (2013 - 2016), V90 (from 2016), XC40 (from 2017), XC60 (from 2013), XC70 (2013 - 2016), XC90 (from 2014).
- Engine codes: 1.5L petrol B4154T, 2.0L petrol B4204T (including PHEV), 2.0L diesel D4204T.
- Equivalent to OEM Ref. 999 7496. Use in accordance with OEM instructions.
- Manufactured from strong, non-marring acetyl.

For engine timing kits please see Laser Part No. 8134 for petrol timing and Part No. 8108 for diesel timing.

Components



Ref.	Comp. Code	OEM Ref.	Description
A	8419	9997496	Camshaft Oil Seal Drift

Applications

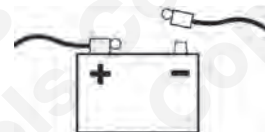
Make, Model, Year			Engine Codes		
Volvo	S60	From 2012	1.5 P	B4204T31	2.0 D
	S80	2013 to 2016	B4154T2	B4204T33	D4204T11
	S90	From 2016	B4154T3	B4204T34	D4204T12
	V40	2014 to 2019	B4154T4	B4204T35	D4204T13
	V60	From 2013	B4154T5	B4204T35/ B1APHEV	D4204T14
	V70	2013 to 2016	2.0 P	B4204T37	D4204T16
	V90	From 2016	B4204T11	B4204T38	D4204T20
	XC40	From 2017	B4204T17	B4204T39	D4204T23
	XC60	From 2013	B4204T19	B4204T43	D4204T4
	XC70	2013 to 2016	B4204T20	B4204T45	D4204T5
	XC90	From 2014	B4204T21	B4204T46	D4204T6
			B4204T23	B4204T48	D4204T7
			B4204T26	B4204T9	D4204T8
			B4204T27	B5204T9	D4204T9
			B4204T29		

Always refer to the website for most up to date applications:
www.lasertools.co.uk/product/8419

Instructions

The following instructions are for guidance only. Please refer to OEM derived data such as the vehicle manufacturers' own data or Autodata.

The use of this engine timing tool kit is purely down to the user's discretion and The Tool Connection Ltd. cannot be held responsible for any damage caused whatsoever.

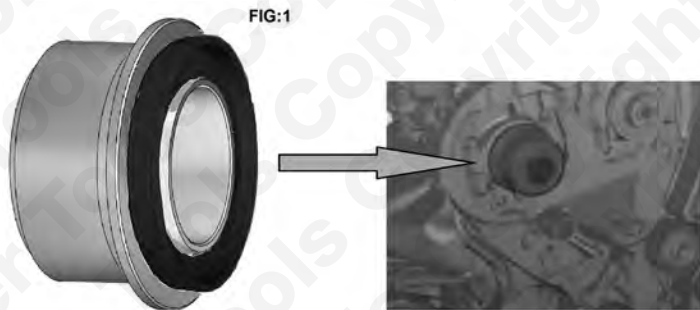


Instructions

NOTE: Access to the seals requires removal of the timing belt.

Seal replacement:

- Remove the old oil seal with a suitable oil seal removal tool and clean up the area. Lubricate the camshaft with clean engine oil.
- Fit the new seal on to the 8419 seal fitting tool (outside face of the seal towards the tool). NOTE: Lubricate the seal and tool with clean engine oil.
- Fit the tool and seal assembly over the end of the camshaft and press the seal into position using a camshaft bolt. See Figure 1.



Safety Warnings - please read

- Wear eye and hand protection when using this tool.
- Always carefully clean the tool after each use.
- Do not use the tool for any purpose other than for which it is designed.



Safety First. Be Protected.

Our products are designed to be used correctly and with care for the purpose for which they are intended. No liability is accepted by the Tool Connection for incorrect use of any of our products, and the Tool Connection cannot be held responsible for any damage to personnel, property or equipment when using the tools. Incorrect use will also invalidate the warranty.

If applicable, the applications database and any instructional information provided has been designed to offer general guidance for a particular tool's use and while all attention is given to the accuracy of the data no project should be attempted without referring first to the manufacturer's technical documentation (workshop or instruction manual) or the use of a recognised authority such as Autodata.

It is our policy to continually improve our products and thus we reserve the right to alter specifications and components without prior notice. It is the responsibility of the user to ensure the suitability of the tools and information prior to their use.



www.lasertools.co.uk



Distributed by The Tool Connection Ltd
Kington Road, Southern, Warwickshire CV47 0DR
T +44 (0) 1926 815000 F +44 (0) 1926 815889
info@toolconnection.co.uk www.toolconnection.co.uk

Guarantee

If this product fails through faulty materials or workmanship, contact our service department direct on: +44 (0) 1926 818186. Normal wear and tear are excluded as are consumable items and abuse.

8419_Instructions_V2

www.lasertools.co.uk