

Part No. 8598

LASER[®]

Aluminium Rechargeable Mini Light with UV 3W COB & 1W LED

Instructions


Side mounted push-button to switch between LED and COB lamps. Press and hold button for leak detection UV light. Features a pocket clip on the back for hands-free operation and magnets on both bottom end and back of clip. USB port for charging - (charging lead supplied).

Specification

SPECIFICATION	
Working Time:	3 hours (COB) - 10 hours (LED)
Charging Time:	3 - 4 hours
COB Output:	300lm
LED Output:	100lm
Battery:	2200mAh Li-ion

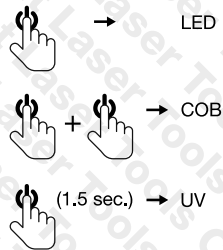
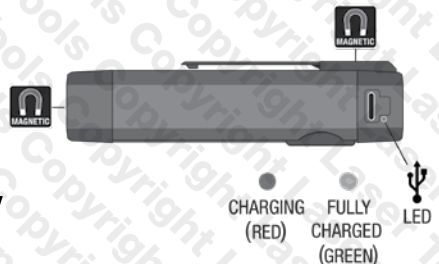
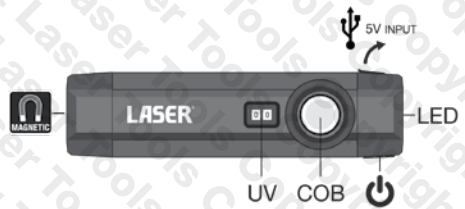
The battery fitted to this light is considered to be a consumable item and its ability to accept charge over time will reduce. We will warranty mechanical and electrical defect as per our normal guarantee. Failure to fully charge before first use or regularly condition the battery will reduce its capacity and void the battery warranty.

Operation

Press on/off switch  (Fig.1). First press: top LED (100lm), Second press: COB (300lm), Third press: OFF. Long press (1.5 seconds): Ultra violet leak detection light.

Charging

Charge: open the cover on the side of the light. Plug in the USB charger in to a standard USB charging socket (240V). Plug the other end of the USB lead in to the torch. Small LED below COB will light up red. Allow 3 hours for it to fully charge. Small LED below COB will turn green.



Safety Warnings - please read

GENERAL

- ✓ Ensure the torch is fully charged before initial use.
- ✗ **DO NOT** turn the torch on when it is being charged.
- ✗ **DO NOT** shine the torch directly into your, other person's or animal's eyes.
- ✗ **DO NOT** allow children to use the torch.
- ✗ **DO NOT** handle or move the torch whilst it is being charged.
- ✗ **DO NOT** use the torch if you suspect that the battery, the torch casing or the cable is damaged. Please contact The Tool Connection service department.
- ✗ **DO NOT** leave the battery in a discharged state, recharge battery immediately. Before storage, fully charge the battery, subsequently recharge the battery at least once every six months of non-use.

BATTERY SAFETY

Warning to reduce the risk of burns or fire:

- ✗ **DO NOT** attempt to open, dismantle, modify or service the battery pack.
- ✗ **DO NOT** crush, puncture, short external contacts or dispose of in fire or water.
- ✗ **DO NOT** expose to temperatures above 40°C or below -10°C.
- ✗ **DO NOT** expose to direct sunlight for long periods of time.
- ✗ **DO NOT** expose to moisture.

WARNING! DO NOT place the torch face down while in use.

- ✓ Replace only with the battery pack designed for this product.
- ✓ Recycle or dispose of used batteries as stipulated by local regulation.
- ✓ If the electrolyte in the cells gets on your skin, wash thoroughly with water. If it gets in your eyes, rinse thoroughly with cool water and seek immediate medical attention.

Our products are designed to be used correctly and with care for the purpose for which they are intended. No liability is accepted by the Tool Connection for incorrect use of any of our products, and the Tool Connection cannot be held responsible for any damage to personnel, property or equipment when using the tools. Incorrect use will also invalidate the warranty.

If applicable, the applications database and any instructional information provided has been designed to offer general guidance for a particular tool's use and while all attention is given to the accuracy of the data no project should be attempted without referring first to the manufacturer's technical documentation (workshop or instruction manual) or the use of a recognised authority such as Autodata.

It is our policy to continually improve our products and thus we reserve the right to alter specifications and components without prior notice. It is the responsibility of the user to ensure the suitability of the tools and information prior to their use.



5 018341 085988 >



When you have finished with this bottle please recycle it

www.lasertools.co.uk

8598_instructions

Guarantee



Distributed by The Tool Connection Ltd

Kington Road, Southern, Warwickshire CV47 0DR
T +44 (0) 1926 815000 F +44 (0) 1926 815889
info@toolconnection.co.uk www.toolconnection.co.uk

If this product fails through faulty materials or workmanship, contact our service department direct on: **+44 (0) 1926 818186**. Normal wear and tear are excluded as are consumable items and abuse.

www.lasertools.co.uk